



SABRE

FIFTH WHEELS





SCAN THIS CODE FOR
MORE DETAILS.
FORESTRIVERINC.COM/SABRE



25RLS

HITCH	UVW	C.C.C.	LENGTH **
1,325	7,678	2,447	29' 10"
HEIGHT **	WIDTH	AWNING	CAPACITY (GAL.)
12' 8"	96"	12'	49 30 30

FRESH GRAY BLACK



26BBR

HITCH	UVW	C.C.C.	LENGTH **
1,565	7,785	2,177	29' 10"
HEIGHT **	WIDTH	AWNING	CAPACITY (GAL.)
12' 8"	96"	12'	49 30 30

FRESH GRAY BLACK



32BHT

HITCH	UVW	C.C.C.	LENGTH **
2,145	10,493	3,957	36' 6"
HEIGHT **	WIDTH	AWNING	CAPACITY (GAL.)
13' 5"	96"	12'	49 78 30

FRESH GRAY BLACK



32GKS

HITCH	UVW	C.C.C.	LENGTH **
1,815	9,953	2,838	34' 10"
HEIGHT **	WIDTH	AWNING	CAPACITY (GAL.)
13' 5"	96"	12'	49 60 30

FRESH GRAY BLACK



36FLX

HITCH	UVW	C.C.C.	LENGTH **
2,115	11,448	3,072	41' 1"
HEIGHT **	WIDTH	AWNING	CAPACITY (GAL.)
13' 5"	96"	16'	49 76 38

FRESH GRAY BLACK



37FLH

HITCH	UVW	C.C.C.	LENGTH **
2,345	11,948	2,717	43'
HEIGHT **	WIDTH	AWNING	CAPACITY (GAL.)
13' 5"	96"	18'	49 94 76

FRESH GRAY BLACK



37FLL

HITCH	UVW	C.C.C.	LENGTH **
2,570	11,918	2,972	42' 9"
HEIGHT **	WIDTH	AWNING	CAPACITY (GAL.)
13' 5"	96"	18'	49 76 38

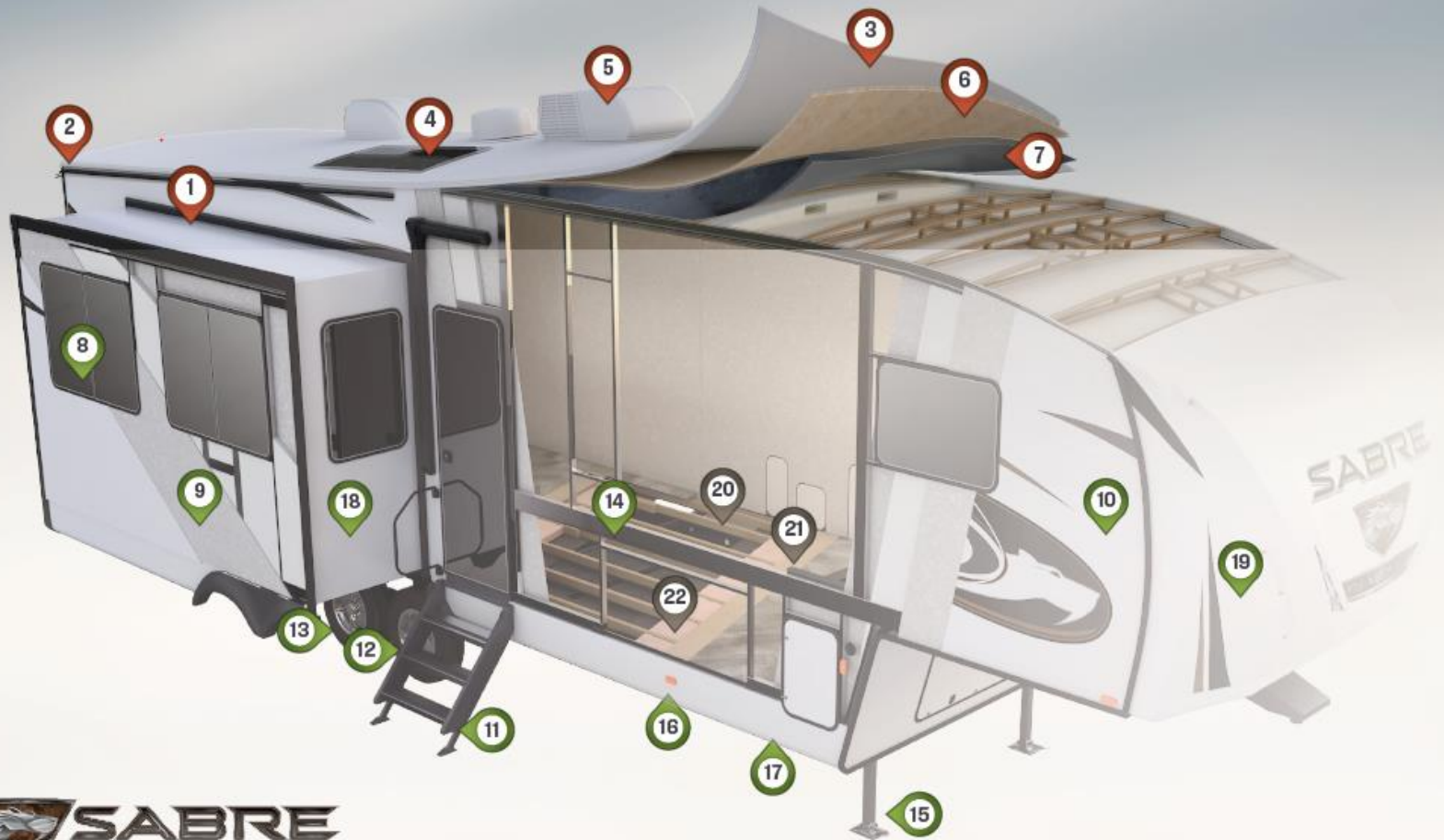
FRESH GRAY BLACK



38DBL

HITCH	UVW	C.C.C.	LENGTH **
2,120	12,378	2,062	43' 1"
HEIGHT **	WIDTH	AWNING	CAPACITY (GAL.)
13' 5"	96"	21'	49 106 68

FRESH GRAY BLACK



Quality Construction

ROOF

- 1 Four System Slide Seal
- 2 Ladder Prep
- 3 Roof Membrane with Lifetime Warranty
- 4 Solar Panel, Expandable to 450 Watts
- 5 15k BTU Air Conditioners (2 Included Standard)
- 6 Walkable Roof Decking
- 7 Thermal Reflective Foil Wrap (Roof & Front Cap)

EXTERIOR

- 8 Solar Reflective Windows
- 9 2" exterior wall with high density block foam insulation
- 10 Vacuum Bonded Side Walls
- 11 Flip-up Sturdy Step
- 12 Tire Pressure Sensors
- 13 8 Lug Wheels
- 14 Welded Aluminum, Framed Sidewalls
- 15 One Touch Auto Level
- 16 Enclosed, Insulated, and Heated Underbelly with Dedicated Duct Work from Furnace

- 17 Thermal Reflective Foil Wrap for Underbelly

- 18 2" Vacuum Bonded Slide Boxes
- 19 Color Infused Gel Coated Front Cap

INTERIOR

- 20 Full Length Front to Back Floor Joists
- 21 5/8" Tongue & Groove Plywood
- 22 Batton Insulated Ceiling, Floor, Cap and Rear Wall



FOR MORE INFORMATION ON THE SABRE PRODUCT LINE SCAN THE QR CODE.

CONTENTS

2024 SWEET 16 (9-24)

INTERIOR

- ❖ 12V FRENCH DOOR REFRIGERATOR (9)
- ❖ ONE CONTROL CENTRALIZED SYSTEM (10)
- ❖ SOLID SURFACE COUNTER TOPS (11)
- ❖ DAY/NIGHT ZEBRA SHADES (12)
- ❖ WOOD CORE CABINETRY (13)
- ❖ DUAL 15BTU WHISPER COOL A/C (14)
- ❖ CONVECTION/AIR FRYER/MICROWAVE (15)
- ❖ AMBIENT ACCENT LIGHTING (16)

EXTERIOR

- ❖ AUTO LEVELING SYSTEM (17)
- ❖ VACUUM BOND LAMINATED SIDEWALLS (18)
- ❖ BACK UP CAMERA SYSTEM (19)
- ❖ SOLAR REFLECTIVE WINDOWS (20)
- ❖ JUICE PACK SOLAR PACKAGE (21)
- ❖ EXTENDED SEASON POLAR PACKAGE (22)
- ❖ TANKLESS WATER HEATER (23)
- ❖ ROOF MEMBRANE (24)

2024 FLOORPLAN & SPECS (6)

2024 UPDATES (5-6)

- ENHANCEMENTS (5)
- MODEL LINEUP (5)
- PACKAGES (6)
- STANDARD FEATURES (6)
- DÉCOR (6)

SABRE TRAINING LINK SET UP (7)

COMPETITIVE COMPARISONS (25-26)

WARRANTY COVERAGES (27)

MISCELLANEOUS DETAIL

- BACK UP CAMERA SET UP (29-32)
- AIR FRYER (33)
- JUICE PACK (34)
- SOLAR REFLECTIVE WINDOWS (35)
- NORCO FRAMES (36)
- ELECTRIC AUTO LEVEL SYSTEM (37)

2024

ENHANCEMENTS

SABRE 2024 ENHANCEMENTS

ALL MODELS	MODEL SPECIFIC
POCKET DOOR IN MASTER BATHROOM	<u>32GKS</u>
INVERTER PREP	DINETTE CHAIRS IPO OF BENCH
SQUARED OFF ISLAND COUNTERTOPS	
CONVECTION MICROWAVE/AIR FRYER	<u>36FLX</u> (ENHANCED 36BHQ)
PET PANTRY	KITCHEN SLIDE WINDOW
BLACK INTERIOR WINDOW TRIM	FLIP DOWN BUNK IN FLEX ROOM
GRAPHITE VALANCES	OFFICE WORKSTATION IN FLEX ROOM
TRASH CAN DRAWER	OVERHEAD WINDOW
SPICE RACK DRAWER	
SILVERWARE DRAWER	<u>37FLH</u>
WHITE EXTERIOR SKIRTING W/BLACK TRIM	KITCHEN SLIDE WINDOW
INTERIOR STEPS W/SHOE STORAGE	DINETTE CHAIRS IPO OF BENCH
EXTERIOR SPEAKER DOCK	
MICRO C USB PORTS	<u>38RLH</u>
PEDESTAL FREE DINING TABLE	KITCHEN SLIDE WINDOW
INTERIOR HARDWARE	LARGER WINDOW IN HALF BATH
2 ND LEASH LATCH	INCREASED LINEN STORAGE IN HALF BATH
TRASH DOOR	DINETTE CHAIRS IPO OF BENCH
RESIDENTIAL GRADE OVEN	
LINO IN SLIDE OUTS	<u>38DBL</u> (ENHANCED 38DBQ)
NORCO FRAMES	SWAPPED KITCHEN AND DINETTE/THEATER SEAT SLIDES
ADDED FLIP BUNK (36FLX, 38DBL)	OPENED UP LIVING SPACE
	PANORAMIC CAMPSITE VIEWS

2024 MODEL LINEUP

26BBR, 32BHT, 32GKS, 36FLX, 37FLH, 37FLL, 38DBL, 38RLH

NEW MODELS: 26BBR, 32BHT, 32GKS

REVISED MODELS: 36BHQ, 38DBQ

2024

PACKAGES
MODEL LINEUP
FEATURES

Convenience Package

- 50 AMP DETACHABLE MARINE STYLE POWER CORD
- BACKUP AND SECURITY CAMERA
- ELECTRIC AUTO-LEVEL SYSTEM
- HEATED, FORCED AIR UNDERBELLY WITH ENCLOSED GATE VALVES
- INDUSTRY ROOF MEMBRANE
- THERMAL FOIL PROTECTIVE BARRIER
- UNIVERSAL DOCKING STATION W/ BLACK TANK FLUSH AND SHOWER
- VACUUM BOND LAMINATED SIDEWALLS AND SLIDE OUTS
- ADJUSTABLE POWER AWNING WITH LED LIGHTING
- ALUMINUM WHEELS W/ EZ LUBE HUBS
- DETACHABLE & ADJUSTABLE STABLE STEPS (PRIMARY ENTRANCE)
- CONVENIENT SEWER HOSE STORAGE
- INTERIOR TV HOOKUP WITH CO-AX CONNECTION
- FRICTION HINGE ENTRY DOOR
- HIGH GLOSS GELCOAT FRONT CAP W/LED LIGHTING
- OUTDOOR LP QUICK CONNECT
- TIRE PRESSURE SAFETY SENSORS
- LARGE FOLDING ENTRY ASSIST HANDLE (MAIN ENTRANCE)
- REAR LADDER PREP
- SOLAR REFLECTIVE WINDOWS
- BLACK GLASS ENTRY DOOR
- TANKLESS WATER HEATER

Sabre Mandatory Packages

Convenience Package ****MANDATORY****

Bistro Kitchen Package ****MANDATORY****

Ultimate Comfort Package ****MANDATORY****

Juice Pack W/100 Watt Solar Panel ****MANDATORY****

Interior Décor Selection

Mimosa Maple

Ultimate Comfort Package

- ZEBRA SHADES (MAIN LIVING AREA & KITCHEN)
- TWIN 15K BTU DUCTED AIR CONDITIONERS W/ THERMOSTAT
- ONE CONTROL CENTRAL COMMAND CENTER W/ BLUETOOTH
- CRAFTSMEN STYLE BARN DOOR
- BATHROOM SKYLIGHT
- PORCELAIN STOOL
- TRI-FOLD SLEEPER SOFA
- VINTAGE GASLIGHT DECORATIVE LIGHTING
- BLUETOOTH AUDIO MODULE
- KING BED
- OVER-SIZED BED SLIDES
- SMART TV
- LINOLEUM FLOORING (MAIN FLOOR & UPPER DECK)
- DUAL HIGH OUTPUT CHARGING PORTS THROUGHOUT
- EXCLUSIVE MK DESIGN HOME RESIDENTIAL COLLECTION
- RESIDENTIAL 5/8" TONGUE & GROOVE PLYWOOD FLOOR DECKING
- WASHER/DRYER PREP
- OVER-SIZED SLIDER WINDOWS

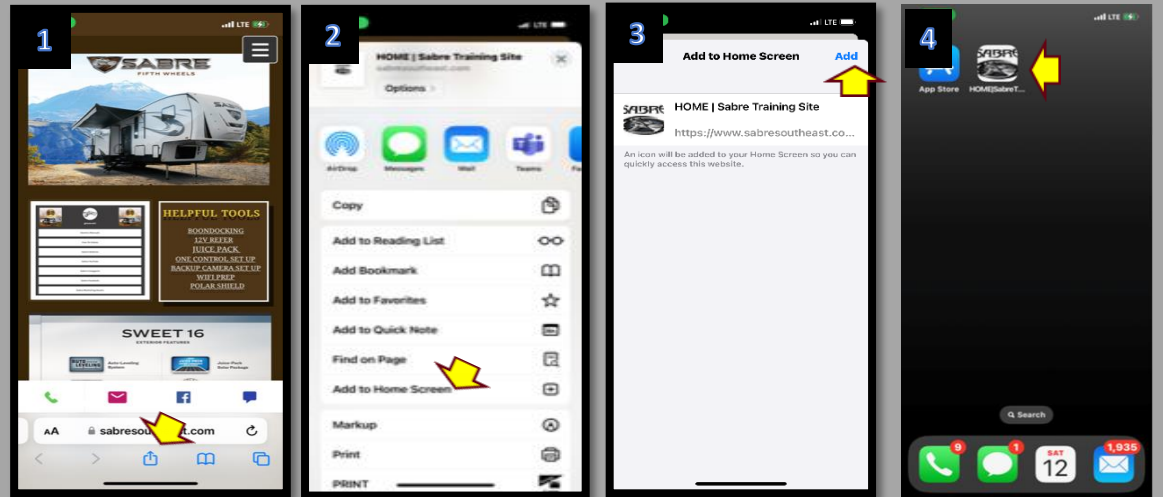
Bistro Kitchen Package

- COLOSSAL 12V FRIDGE W/ FRENCH DOORS
- SOLID SURFACE COUNTERTOPS
- REAL WOOD LUMBERCORE CABINETRY
- 30" MICROWAVE
- RESIDENTIAL STYLE FARM SINK
- LIGHTED PANTRY W/ MOTION SENSOR LIGHTING
- HIGH RISE PULLDOWN KITCHEN FAUCET W/ SPRING SPOUT
- CEILING FAN
- AMBIENT ACCENT LIGHTING (KITCHEN & LIVING AREA)
- BLACK OPAL APPLIANCE ACCENTS

SABRE TRAINING SITE



IPHONE



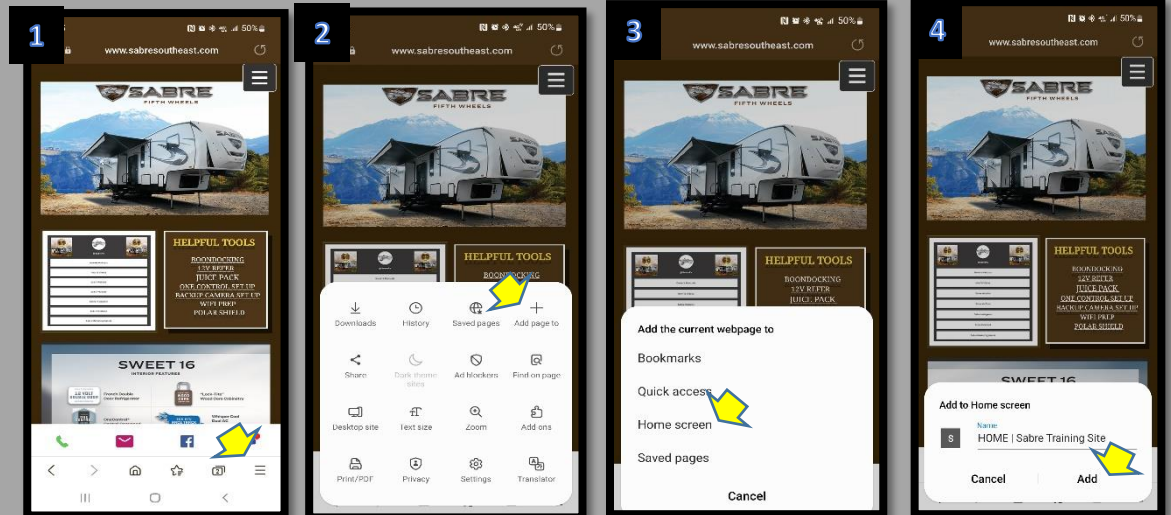
Set Up Instructions


SCAN THE QR CODE OR ENTER THE WEB ADDRESS BELOW AND FOLLOW THE STEPS TO SET UP THE LINK ON YOUR MOBILE DEVICE



HOME | Sabre Training Site
[\(sabresoutheast.com\)](https://www.sabresoutheast.com)

ANDROID





SABRE



SWEET 16

LOADED WITH STANDARD FEATURES

1


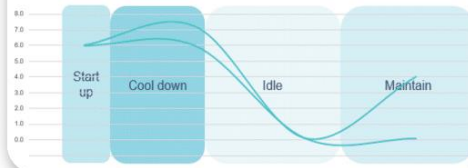
HIGH EFFICIENCY
**12 VOLT
DOUBLE DOOR**
REFRIGERATOR

FRENCH DOOR REFRIGERATOR

- 12v Refrigerator
- 16 cu.ft. of storage
- Low amperage draw
- Frost-Free freezer
- Sure-Seal closing mechanism seals tightly to protect your cold storage during travel
- French doors provide beautiful aesthetics and offer easy accessibility

Low Amperage Draw

During start-up and the ~30 minute cool-down phase, amps range from 6.0 to 7.2
Amps drop to 0.1 during closed-door idle time and can reach up to 4.0 to re-cool during maintenance cycle



SABRE

2




ONE CONTROL CENTRALIZED SYSTEM

ONE Control offers full control with one, easy-touch, central command center.

- Bluetooth compatible
- Controls these key functions:
 - slideouts
 - lights
 - awnings
- Phone and Tablet compatible with free mobile app

SABRE



3

RESIDENTIAL — SOLID — SURFACE COUNTER TOPS

SOLID SURFACE COUNTERTOPS

- Solid surface countertops offer a residential feel and are beautifully contoured for your family's safety.
- The smooth and durable surface makes cleaning and sanitizing a breeze.
-
- The seamless edges prevent all peeling, moisture penetration, and mold.



SABRE

4

DAY / NIGHT

ZEBRA

BLINDS

BLACK OUT CAPABILITY

DAY / NIGHT ZEBRA SHADES

Zebra Shades give you both a residential style and maximum versatility.

- Gives you the ability to filter natural light at the level of your choice
- Complete blackout capability
- High end style, without sacrificing practicality




SABRE

5





WOOD CORE CABINETRY

In house, custom built cabinetry combines real wood lumber core with true Amish craftsmanship, to provide high quality cabinets with structural integrity and durability.



SABRE



6

DUAL 15K BTU WHISPER COOL AIR CONDITIONERS

DUAL Air Conditioning units provide a combined 30,000 BTUs with 50 amp service.

- Low Profile
- Dual Climate Control
- Energy Efficient
- Whisper Quiet
- Circular "Race Track" Ducting

SABRE



7



CONVECTION AIR FRYER MICROWAVE

Our built in, over the range microwave comes standard with both Air Fryer and Convection technologies, making your on the road cooking possibilities endless.



SABRE

**AMBIENT
LIGHTING****AMBIENT ACCENT LIGHTING**

Kick back and enjoy our relaxing ambient accent lighting.

- Soft White LED is easy on the eyes
- Enjoy ambient lighting featured in kitchen and main living area
- Accent lights are all **ONE Control** compatible and can be controlled with Bluetooth technology

**SABRE**




AUTO LEVELING SYSTEM

Each Sabre is equipped with a fully interactive touch screen, two independently driven front landing gear legs, and two rear leveling jacks.

This system offers owners the ability to auto level the RV without the use of leveling blocks or the need to manually deploy jacks one at a time.

The easy-to-read, interactive touch screen operates all leveling jacks manually or just press OK and walk away!

- Fast & lightweight system
- User-friendly touchpad, with both auto and manual mode
- Large footpads
- Consistently levels and stabilizes
- Auto reconnect and hitch height memory allows for hassle-free hookup to tow vehicle
- Fully interactive touch screen
- Manual overrides on all jacks




SABRE

10



VACUUM BONDED LAMINATED WALLS

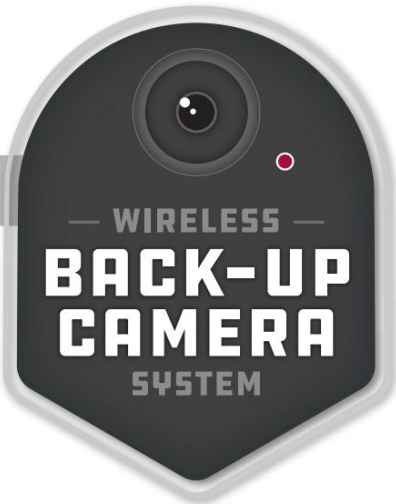
- Each sidewall and slide wall is cured 15-18 minutes at 144 tons of pressure to provide a stronger bond than our competitor's pinch rolling process
- Double-welded aluminum sidewalls and slides are specifically engineered for each floor plan
- Electro-Galvanized Steel Backers (EGS) are laid in place prior to lamination to provide better screw retention
- Each wall is tested for thorough glue coverage and bonded strength



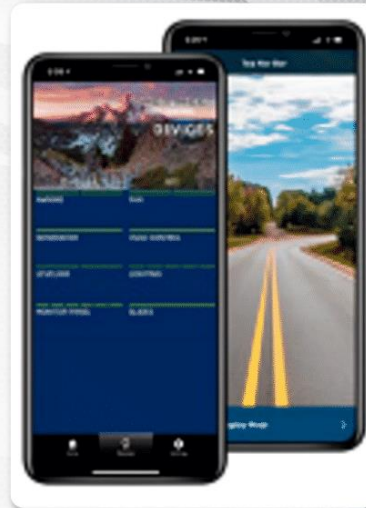
SABRE

11

BACK-UP CAMERA SYSTEM




- Your Sabre comes with our pre-installed backup camera system for added safety and security.
- For your convenience, our backup camera connects directly to your ONE Control mobile app.



SABRE

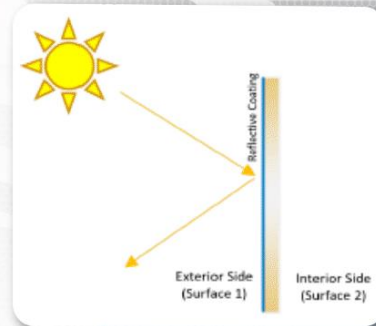
12



SOLAR REFLECTIVE WINDOWS

Solar Reflective Glass Windows provide outside views and more privacy.

- Keeps interior cool by blocking heat from the sun
- 3mm thickness
- Reflective glass provides a beautiful aesthetic compared to clear or tinted glass



SABRE

13



JUICE PACK SOLAR PACKAGE

Each Sabre is equipped with the Juice Pack feature for off-grid support. It includes a 100W roof mounted solar panel (expandable to 450W), series 27 battery, dual battery box, battery disconnect, volt meter and 30AMP solar charger.

- No portable battery box required
- Flip the battery disconnect switch to the "on" position and your Sabre is powered up



SABRE

14




Each Sabre is equipped with our Extended Season Polar Package. This includes an insulated, foil-wrapped roof and an insulated, fully serviceable and heated underbelly.

EXTENDED SEASON POLAR PACKAGE


ROOF CONSTRUCTION:

- Thermal Foil Wrap
- 16" On Center Trusses
- 3/8" Decking
- Industry Leading Protective Roof



FLOOR and UNDERBELLY CONSTRUCTION:

- High Density Foam Insulation
- 5/8" Tongue/Groove Plywood
- Ducted Heat to Underbelly
- Enclosed Dump Valves
- Easy Access Underbelly for Full Serviceability



SABRE



15

TANKLESS WATER HEATER

Tankless water heater provides endless hot water to owners that are connected to city water.

- 42,000 BTUs provides the optimum performance for an RV's plumbing
- Quiet, brushless motor
- 12V power operates at less than 3 AMPs
- Freeze protection provides reliable winter use
- Designed specifically for recreational vehicles
- Microprocessor continuously monitors the inlet water flow and temperature
- Digital Control Panel



SABRE

16

Industry Leading Protective Roof Membrane



INDUSTRY LEADING PROTECTIVE ROOF

- **Maximum protection against water penetration**
- **Highly flexible roof membrane**
- **Virtually maintenance free**



SABRE



You Deserve

SABRE PRICE	BRAND X PRICE
\$	\$

MORE!

SABRE	BRAND X
VACUUM BOND LAMINATION vs. PINCH ROLLED	
TANKLESS WATER HEATER	
16 CU FT DOUBLE DOOR 12V REFRIGERATOR	
30" CONVECTION/AIR FRYER/MICROWAVE COMBO	
38/76 GAL. BLACK WATER CAPACITY	
76 GAL. GREY WATER CAPACITY	
8 LUG WHEELS vs 6 lug	
7000 LB AXLES vs 5500-6000 LB	
ACCENT LIGHTING UNDER KITCHEN ISLAND	
ACCENT LIGHTING ABOVE CROWN MOLDING	
AXLE DRIVEN SLIDES	
BARN DOOR ON WARDROBE CLOSET	
INTERIOR CONVENIENCE CENTER	
LINOLEUM THROUGHOUT	
REAL WOOD CABINETRY vs PARTICLE BOARD	
TELESCOPING ROOF LADDER PREP	
SHOWER WITH SEAT	
SOLID SURFACE KITCHEN COUNTERTOPS	
PET PANTRY	
AUTO LEVELING SYSTEM	
ONE CONTROL CENTRALIZED COMMAND SYSTEM	
BACK UP/SECURITY CAMERA STANDARD	
FULL WALK ON ROOF	
100W JUICE PACK SOLAR SUPPORT SYSTEM	
SOLAR REFLECTIVE WINDOWS	

2024MY Competitive Comparisons



More Affordable

Sabre	Influence	Montana	Paradigm	Alpine	Pinnacle
2" Vacuum Bonded Sidewalls & Slideouts	2" Pinch-Rolled	2" Pinch-Rolled	2" Pinch-Rolled w/ Azdel	2" Pinch-Rolled	Yes
"Polar Shield"/Climate Protection	Yes	Yes. W/12V Heat Pads	Yes. W/12V Heat Pads	Yes	Yes
Auto Leveling with Hitch-Height Memory	Yes - 6Pt. Electric	Yes - 6 Pt. Hydraulic	Yes - 6 Pt. Hydraulic	Yes - 6Pt. Hydraulic	Yes - Hydraulic
"Tuff Top" Tufflex PVC HD Roof Membrane	TPO/Limited Lifetime	TPO/18-Yr	Yes	Alpha SuperFlex TPO	Yes
Juice Pack Solar Package	330W Solar Prep	SolarFlex 220	Yes - 320W	SolarFlex 220	Overlander Solar II - Opt
Back Up Camera System	Prep	Prep. STD/Camera Opt.	Prep	Prep	Prep
Bronzed, Reflective Windows	No	No	No	No	No
"Secure Step" Backlit, Removeable Entry Steps	Yes w/ Shock Assist	MORryde with Strut Assist	Solid Step with Lift Assist	MORryde with Strut Assist	MORryde with Strut Assist
Cellular Wifi Prep	Yes	Winegard - Opt	Yes	Yes	Yes
Solid Surface Countertops	Solid Surface	Solid Surface	Solid Surface	Solid Surface	Solid Surface
Day/Night Zebra Shades	Night Roller shade	Night Roller Shades	MCD D/N Roller Shades	Day/Night Roller Shades	Day/Night Roller shade
French Double Door Refrigerator	16 cu.ft. 12V	18cu.ft. Res STD 20cu.ft 12V \$0 Opt	19 cu. ft. 12V	20cu.ft. 12V STD	21cu.ft. Res. w/Inverter
"Lock-Tite" Wood Core Residential Cabinetry	Wood Core Stiles	Hardwood	Wood Core Stiles	Hardwood	Hardwood
"Whisper Cool" Dual 15K BTU AC's	Yes	Yes	3-13.5K BTU ACs	Yes. One 16.5 Heat Pump	Yes
LCI OneControl w/ Bluetooth connectivity	Compass Connect	in Command	Switches/Control Panel	In Command	Jaycommand
Tankless Water Heater	Yes	Yes	Yes	Yes	16-Gal Gas/Elec Tankless Opt.
Smart TV	Yes	Yes	Yes	Yes	Yes
Relaxing Ambient Accent Lighting	Yes	Yes	Yes	No	Yes



More Content

Sabre	Reflection	Cougar	Eagle	Sprinter LTD
2" Vacuum Bonded Sidewalls & Slideouts	2" Pinch-Rolled	2" Pinch-Rolled	Yes	2" Pinch-Rolled
"Polar Shield" Climate Protection	Yes	Yes	Yes	Yes
Auto Leveling with Hitch-Height Memory	Yes	Yes	Yes	Yes
"Tuff Top" Tufflex PVC HD Roof Membrane	TPO/18-Yr	Alpha SuperFlex TPO/18-yr	Yes	TPO/18-Yr
Juice Pack Solar System	Solar Package	SolarFlex 200	Go Power Prep	SolarFlex 200
Back Up Camera System	Yes	Prep	Prep	Prep
Bronzed, Reflective Windows	No	No	No	No
"Secure Step" Backlit, Removeable Entry Steps	Tri-Fold Aluminum	Solid Step	MORryde	Solid Step
Cellular Wifi Prep	Yes	Yes	Yes	Yes
Solid Surface Countertops	Solid Surface	Solid Surface	Solid Surface	Solid Surface
Day/Night Zebra Shades	Roller Shade	Roller Shade	Black-out Roller	Black-out Roller Shades
French Double Door Refrigerator	16 cu. Ft. 12V	16 cu. ft. 12V	18 cu. ft. Residential	16 cu. ft. 12V
"Lock-Tite" Wood Core Residential Cabinetry	Wood Core Stiles	Wood Core Stiles	Wood Core Stiles	Wood Core
"Whisper Cool" Dual 15K BTU AC's	15K, 2nd AC opt.	15K, 13.5K	Yes	15K, 13.5K
LCI OneControl w/ Bluetooth connectivity	Compass Connect	In Command	Jaycommand	In Command
Tankless Water Heater	Yes	Yes	6-Gal Gas/Electric	Yes
Smart TV	Yes	No	Yes	No
Relaxing Ambient Accent Lighting	Yes	No	No	No

2024 WARRANTY COVERAGES

AXLES

Limited 6 years

GRAPHICS

5 years

LINOLEUM

7 years

TIRES

5 years against manufacturer defects

1 year no excuses guarantee

1 year roadside assistance

FRAME

1 year



12 MONTH ROADSIDE ASSISTANCE

This service provides you with 24/7 coverage for the following services:

- Towing
- Jump Starts
- Tire Assistance
- Delivery of Fuel and Emergency Fluids
- Locksmith/Lockout Service
- Winch Out
- Technical Support
- RV Mobile Mechanic



**FOREST RIVER FACTORY
WARRANTY
1 YEAR**

AIR CONDITIONER

2 years

FURNACE

Limited 2 years

OVEN

1 year

MICROWAVE

1 year

TANKLESS WATER HEATER

Limited 2 years

12V RESIDENTIAL REFRIGERATOR

1 year

AUTO LEVELERS

1 Year

All information contained on this website is believed to be accurate at the time of publication. However, during the model year, it may be necessary to make revisions and Forest River, Inc. reserves the right to make changes without notice, including prices, colors, materials, equipment and specifications as well as the addition of new models and the discontinuance of models shown on this website. Therefore, please consult with your Forest River, Inc. dealer and confirm the existence of any material, design or specifications that are material to your purchase decision

WIRELESS BACK UP CAMERA SYSTEM



YOUR RV IS EQUIPPED WITH THE LIPPERT™ INSIGHT CAMERA POWERED BY ONECONTROL®

- Wi-Fi connection - dual band (2.4 GHz / 5 GHz)
- 128° wide angle rear view with adjustable angle, pan and zoom options
- Flexibility to stream to mobile device or Lippert Insight LCD display

ADDITIONAL ONECONTROL APP FEATURES



STAY INFORMED

Receive custom notifications such as maintenance reminders and tips on your RV



CONTROL YOUR RV

Control multiple slide-outs, awnings and lighting zones from the palm of your hand



REAL-TIME DIAGNOSTICS

Total Control can notify you of system status, low battery voltage, and other issues

CHERKEE TOTAL CONTROL



ONEControl
BY LIPPERT

DOWNLOAD THE APP TODAY

Download the Lippert OneControl App via the Apple App Store or Google Play and take control of your RVing experience today



Download on the
App Store



GET IT ON
Google Play

WIRELESS BACK UP CAMERA SET UP INSTRUCTIONS

LCI Insight Camera System

Connecting your LCI Camera to your One Control App

**YOU MUST SET UP THE CAMERA THROUGH
THE ONE CONTROL APP!!!**

WIRELESS BACK UP CAMERA SET UP INSTRUCTIONS

Go to your app store and download One Control App.



Open One Control App.

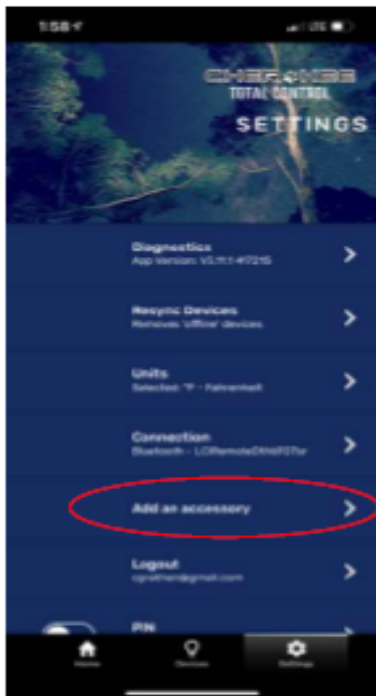


Click Settings



WIRELESS BACK UP CAMERA SET UP INSTRUCTIONS

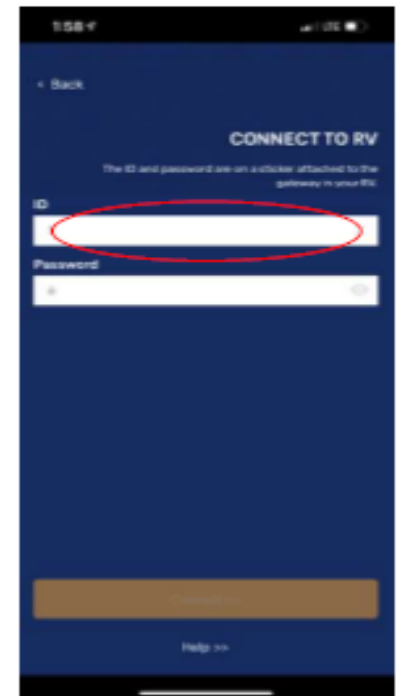
Click Add an Accessory.



This screen is where you can scan the QR Code for the camera. If camera does not appear select "Connect Manually"



Enter the ID on the label. You do not need a password. Click connect. You may have to try this A couple of times.



WIRELESS BACK UP CAMERA SET UP INSTRUCTIONS

You should now be connected. You will need
To set up an 8-digit passcode for your camera.

This is an observation camera so it can be used
At all times. Not just in reverse.

Cooking with CONTOURE®



Getting to Know AirFry Times & Temperatures

Indulge in crispy fried foods without the guilt with our innovative Convection Cooking Technology. By circulating hot air around your food, our convection oven creates the same satisfying crunch as deep-frying, but with a fraction of the oil. To achieve the perfect results, simply place your dish on a baking tray and take advantage of our vast range of programmable temperatures, from 100°F to 425°F. Don't forget to follow recipe or package details to ensure your dish comes out perfectly cooked. Keep a watchful eye on your food, especially frozen or dense items, and remove it early if needed. Say goodbye to greasy, unhealthy fried foods and try our healthy alternative today!

- 1 Press **CONVECTION** once. The **LED** light will display 100°F.
- 2 To select the desired food to begin **Air Frying** press "0" / on the control panel, for 425°. Open the door to add food.
- 3 After food is added, close the door and press **CONVECTION** to enter the cooking time. Press **START** to begin **Crispy Air Frying**.

Getting Started

Begin frying by following the steps below:

Suggested Temperature Cooking & Time Guide

* Temperatures range from 350° fahrenheit to 425° fahrenheit

⚠ Note

AIR FRY COOKING IS APPROXIMATE.

You may need to experiment with different cooking times and make note of the cooking time and setting that works best for you.

Food Selection	Temperature	Cooking Time
Chicken Wings - 8oz	425°	35 min.
Chicken Wings -20oz	425°	42 min.
Chicken Nuggets - 8oz	450°	26 min.
Chicken Nuggets - 12oz	450°	30 min.
Chicken Drumsticks 8oz	450°	36 min.
Chicken Drumsticks 20oz	450°	45 min.
Onion Rings - 8oz	400°	25 min.
French Fries - 10 oz	425°	30 min.
Mozzarella Sticks - 8oz	425°	15 min.

www.contourea.com - Customer Service Tel: 1-888-656-9317



Suggested Cooking Temperature/ Times for Popular Foods

* We recommend using a timer to help count down the remaining time when full cycle times are not needed.

Food	AirFry Temperature	Recommendations
Chicken	325°	Whole Chicken (80-Min.)
Frozen Veggies	400°	2-(10oz) bags (10-Min.) / Rotate another 5-Min.
Roast Pork	360°	25-min per lb of meat / (50-Min.)
Golden Potatoes	400°	1-lbs /1" pieces (10-Min.)
Scrambled Eggs	300°	2 Eggs (10-Min.)
Pigs in a Blanket	325°	1 Serving (25-Min.) / Rotate Mid Way
Baked Potatoes	400°	1 Serving (30-Min.) / Rotate Mid Way
Hot Dogs	375°	1 Serving (3-5-Min.)/ Until Crisp
Cheese Sticks	360°	Serving Size (Only 8-10-Min.)
Salmon	325°	1 ½ lbs skinless (35-Min.)

For Best Results:

- Depending on the weight of the food you are cooking you may need additional time
- Be cautious when using metal baking utensils as some may cause arcing when coming in contact with the oven turntable, oven walls or grill rack. Please check to ensure your cookware is appropriate prior to use.
- Test food for doneness prior to consuming. For poultry, pork or meat use a meat thermometer.
- To test baked goods for doneness use a toothpick.
- Non-stick cooking spray helps prevent food from sticking to the baking pan or grill rack.
- When using a baking or grill rack food must be single layered for best results.

INTELLECTUAL PROPERTY DISCLOSURE Copyright © 2020 National Quality Products, LLC All rights reserved. This book or any portion thereof is reproduced or used in any manner whatsoever without the express written permission of the publisher, except for the use of brief quotations in a review. This book contains intellectual property owned by National Quality Products LLC, including trademarks, copyrights, proprietary information, and other property. You may not modify, publish, transmit, participate in the transfer or sale of, create derivative works from, distribute, display, reproduce or perform in any way exploit in any format whatsoever any of the book or service, content or intellectual property, in whole or in part, without our prior written consent.

www.contourea.com

SABRE

JUICE PACK SOLAR POWER



100W MONOCRYSTALLINE SOLAR PANEL

- High Transmission, AR (anti-reflective) Coated Tempered Glass
- Industry standard quick connect cables work in series or in parallel
- Excellent low light performance on cloudy days, morning and evenings
- 100W roof mount Monocrystalline Solar Panel
- ***Expansion Kit*** add a 100W Solar Panel



30 AMP PWM SOLAR CHARGE CONTROLLER

- Automatic System Voltage Identification
- Charging program options for sealed, GEL, Lead-acid and Lithium batteries
- Provide overcharge, over-discharge, overload, as well as short-circuit and reverse polarity connection protection
- Expandable to 450W (12V) and 900 (24V) System



Have questions about your Juice Pack Solar?



Tech@richsolar.com



Support@richsolar.com



1-800-831-9889



With the same technology used in window construction for modern commercial buildings, we've engineered solar reflective glass that can be used on RVs, boats and other transportation vehicles. Our glass not only offers an aesthetic upgrade over clear or tinted windows, but it also keeps the interior of your vehicle cool by blocking heat emitted from the sun. Lippert solar reflective glass windows let customers keep their outside views while getting more privacy in their cool and comfortable space.

SOLAR REFLECTIVE GLASS WINDOWS

Lippert solar reflective glass windows let customers keep their outside views while getting more privacy in their cool and comfortable space.

KEEP THE INTERIOR OF YOUR VEHICLE COOL

Additional Features

- For RVs, boats and other transportation vehicles
- Reflective glass offers an aesthetic upgrade over standard clear or tinted glass
- Keeps interiors cool by blocking heat from the sun
- 3 mm glass thickness

SABRE FRAMES

A STRONG FOUNDATION
IS THE BASIS FOR
STRONG CONSTRUCTION



NXG Frame

The NXG Frame is a superior quality, highly engineered frame that provides customers with a strong, light weight, consistent foundation on which to confidently build the floorplan to your specific design.

PRECISELY ENGINEERED FOR EACH SPECIFIC MODEL

- Mechanically and CNC applied to achieve the desired positive camber, specific to each floorplan
- CNC controlled rail fabrication eliminated inconsistency of frame components, including spring axle hanger placement
- Manual welding is minimized. Common components are robotically welded for consistent quality
- CNC and robotic welding eliminate inconsistent placement of frame component parts.
- **SABRE DOES NOT BUILD YOUR "HOUSE" ON ANOTHER HOUSE'S FOUNDATION**

FULLY PROTECTED FROM CORROSION

- Component parts are painted separately, then assembled.
- E-coated and powder coated which eliminates corrosion caused by incomplete paint coverage
- **COMPETITORS ARE UNABLE TO OFFER FULL PROTECTION FROM CORROSION**

SUPERIOR STRENGTH

- Manufactured with HSLA – High Strength Low Alloy Prime Steel with specifically controlled properties
 - HSLA eliminates frame failures due to sub-standard steel**
 - HSLA eliminates the potential for uneven main rails that cause varying camber and squareness**
- All fastened components are joined with Huck® fasteners. Huck® fasteners provide consistent clamp load
 - Huck fasteners are commonly applied the bridge construction, trucking and aerospace industries.**

5th Wheel Electric Leveling System



JUST PRESS OK AND WALK AWAY

Equipped with a fully interactive touch screen, two independently driven front landing gear legs, and two rear leveling jacks. This system offers camping enthusiasts the opportunity to auto level the RV without the inconvenience of using leveling blocks and/or manually deploying jacks one at a time. The easy-to-read, interactive touch screen can operate all leveling jacks manually or just press OK and walk away!

- Fast & lightweight system
- User-friendly touchpad, featuring auto mode, and manual mode.
- Large footpads
- Consistently levels and stabilizes the unit
- Auto reconnect and hitch height memory allows for hassle-free hookup to tow vehicle
- Fully interactive touch screen
- Manual Overrides on all jacks