

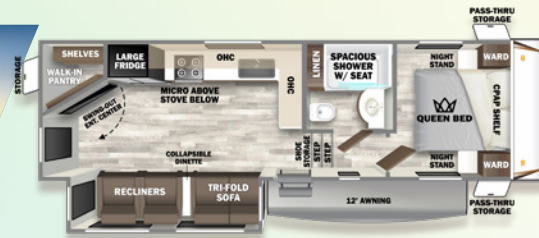


# SABRE

FIFTH WHEELS

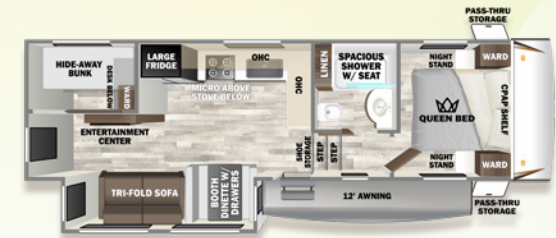


SCAN THIS CODE FOR MORE DETAILS.  
[FORESTRIVERINC.COM/SABRE](http://FORESTRIVERINC.COM/SABRE)



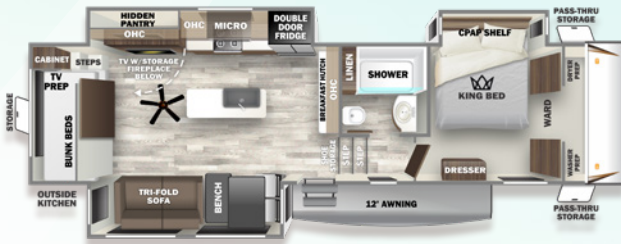
## 25RLS

HITCH	UVW	C.C.C.	LENGTH **
1,325	7,678	2,447	25' 10"
HEIGHT **	WIDTH	AWNING	CAPACITY (GAL.)
12' 8"	96"	12'	49 30 30
			FRESH GRAY BLACK



## 26BBR

HITCH	UVW	C.C.C.	LENGTH **
1,565	7,785	2,177	29' 10"
HEIGHT **	WIDTH	AWNING	CAPACITY (GAL.)
12' 8"	96"	12'	49 30 30
			FRESH GRAY BLACK



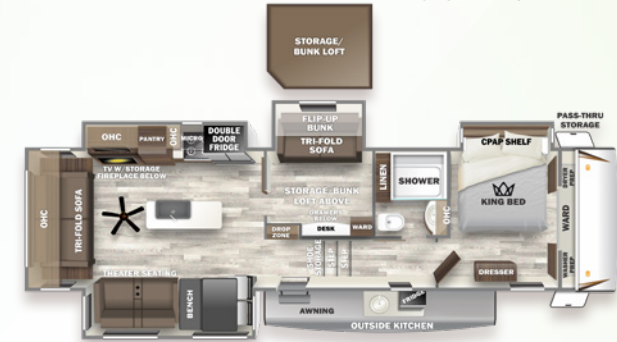
## 32BHT

HITCH	UVW	C.C.C.	LENGTH **
2145	10,493	3,957	36' 6"
HEIGHT **	WIDTH	AWNING	CAPACITY (GAL.)
13' 5"	96"	12'	49 78 30
			FRESH GRAY BLACK



## 32GKS

HITCH	UVW	C.C.C.	LENGTH **
1,815	9,953	2,838	34' 10"
HEIGHT **	WIDTH	AWNING	CAPACITY (GAL.)
13' 5"	96"	12'	49 60 30
			FRESH GRAY BLACK



## 36FLX

HITCH	UVW	C.C.C.	LENGTH **
2,115	11,448	3,072	41' 1"
HEIGHT **	WIDTH	AWNING	CAPACITY (GAL.)
13' 5"	96"	16'	49 76 38
			FRESH GRAY BLACK



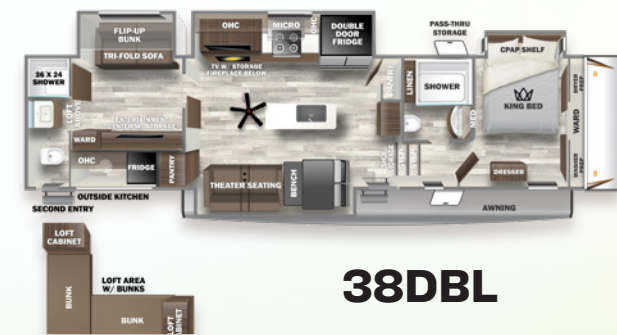
## 37FLH

HITCH	UVW	C.C.C.	LENGTH **
2,345	11,948	2,717	43'
HEIGHT **	WIDTH	AWNING	CAPACITY (GAL.)
13' 5"	96"	18'	49 94 76
			FRESH GRAY BLACK



## 37FLL

HITCH	UVW	C.C.C.	LENGTH **
2,570	11,918	2,972	42' 9"
HEIGHT **	WIDTH	AWNING	CAPACITY (GAL.)
13' 5"	96"	18'	49 76 38
			FRESH GRAY BLACK



## 38DBL

HITCH	UVW	C.C.C.	LENGTH **
2,120	12,378	2,062	43' 1"
HEIGHT **	WIDTH	AWNING	CAPACITY (GAL.)
13' 5"	96"	21'	49 106 68
			FRESH GRAY BLACK



### PRE-DELIVERY INSPECTION FACILITY

20,000 square feet of quality assurance. The bare essentials for a premium product. This state-of-the-art facility gives immediate daily feedback to production for quality assurance in every unit built.



### 24/7 EMERGENCY ROADSIDE ASSISTANCE WITH VEHICLE PURCHASE\*

TOWING  
JUMP-STARTS  
TIRE CHANGES  
FLUID DELIVERY  
LOCKOUT  
SERVICE

WINCH-OUT  
MOBILE MECHANIC  
TECHNICAL  
SUPPORT  
DEALER LOCATOR  
SERVICES



\*VALID FOR 1 YEAR FROM DATE OF PURCHASE



**Learn More**  
Scan this barcode using  
a QR Reader on your  
smart phone to learn  
more about Forest River.



A Berkshire Hathaway company.

[WWW.FORESTRIVERINC.COM/SABRE](http://WWW.FORESTRIVERINC.COM/SABRE)

All information contained in this brochure is believed to be accurate at the time of publication. However, during the model year, it may be necessary to make revisions and Forest River, Inc., reserves the right to make all such changes without notice, including prices, colors, materials, equipment and specifications as well as the addition of new models and the discontinuance of models shown in this brochure. Therefore, please consult with your Forest River dealer and confirm the existence of any materials, design or specifications that are material to your purchase decision. Litho. U.S.A. FOR 2391 P&W: 2024.02.26

**FREE MEMBERSHIP**  
to Forest River Owners' Group

[www.forestriverfrog.com](http://www.forestriverfrog.com)



[FORESTRIVERINC.COM/SABRE](http://FORESTRIVERINC.COM/SABRE)

## Standard Sabre Packages

### CONVENIENCE PACKAGE

- > 50 Amp Detachable Marine Style Power Cord
- > Backup and Security Camera
- > Electric Auto-Level System
- > Heated, Forced Air Underbelly w/ Enclosed Gate Valves
- > PVC Roof Membrane
- > Thermal Foil Protective Barrier
- > Universal Docking Station w/ Black Tank Flush and Shower
- > Vacuum Bond Laminated Sidewalls and Slide Outs
- > Adjustable Power Awning w/ LED Lighting
- > Aluminum Wheels w/ EZ Lube Hubs
- > Detachable & Adjustable Stable Steps (Primary Entrance)
- > Convenient Sewer Hose Storage
- > Exterior TV Hookup w/ Co-Ax Connection
- > Friction Hinge Entry Door
- > High Gloss Gel-coat Front Cap w/ LED Lighting
- > Outdoor LP Quick Connect
- > Tire Pressure Safety Sensors
- > Large Folding Entry Assist Handle (Main Entrance)

- > Rear Ladder Prep
- > Solar Reflective Windows
- > Black Glass Entry Door
- > Tankless Water Heater

### BISTRO KITCHEN PACKAGE

- > Colossal 12V Fridge w/ French Doors
- > Solid Surface Countertops
- > Real Wood Lumbercore Cabinetry
- > 30" Microwave
- > Residential Style Farm Sink
- > Lighted Pantry w/ Motion Sensor Lighting
- > High Rise Pulldown Kitchen Faucet w/ Spring Spout
- > Ceiling Fan
- > Ambient Accent Lighting (Kitchen & Living Area)
- > Black Opal Appliance Accents

### ULTIMATE COMFORT PACKAGE

- > Zebra Shades (Main Living Area & Kitchen)
- > Twin 15K BTU Ducted Air Conditioners w/ Thermostat

- > One Control Central Command Center w/ Bluetooth
- > Craftsmen Style Barn Door
- > Bathroom Skylight
- > Porcelain Stool
- > Tri-Fold Sleeper Sofa
- > Vintage Gaslight Decorative Lighting
- > King Bed
- > Over-Sized Bed Slides
- > Large Residential TV
- > Linoleum Flooring (Main Floor & Upper Deck)
- > Dual High Output Charging Ports Throughout
- > Exclusive MK Design Home Residential Collection
- > Residential 5/8' Tongue & Groove Plywood Floor Decking
- > Washer/Dryer Prep
- > Over-Sized Slider Windows

### JUICE PACK SOLAR SUPPORT SYSTEM

- > Roof Mount 100W Solar Panel w/ 12V Battery, Voltage Meter & 30 Amp Controller

## Specification Definitions

**GVWR (Gross Vehicle Weight Rating)** - is the maximum permissible weight of the unit when fully loaded. It includes all weights, inclusive of all fluids, cargo, optional equipment and accessories. For safety and product performance do NOT exceed the GVWR.

**GAWR (Gross Axle Weight Rating)** - is the maximum permissible weight, including cargo, fluids, optional equipment and accessories that can be safely supported by a combination of all axles.

**UVW (Unloaded Vehicle Weight)\*** - is the typical weight of the unit as manufactured at the factory. It includes all weight at the unit's axle(s) and tongue or pin and LP Gas. The UVW does not include cargo, fresh potable water, additional optional equipment or dealer installed accessories.

\*Estimated average based on standard build optional equipment.

**CCC (Cargo Carrying Capacity)\*\*** - is the amount of weight available for fresh potable water, cargo, additional optional equipment and accessories. CCC is equal to GVWR minus UVW. Available CCC should accommodate fresh potable water (8.3 lbs per gallon). Before filling the fresh water tank, empty the black and gray tanks to provide for more cargo capacity.

\*\* Estimated average based on standard build optional equipment

Each Forest River RV is weighed at the manufacturing facility prior to shipping. A label identifying the unloaded vehicle weight of the actual unit and the cargo carrying capacity is applied to every Forest River RV prior to leaving our facilities.

The load capacity of your unit is designated by weight, not by volume, so you cannot necessarily use all available space when loading your unit.

### CUSTOMER SATISFACTION



### YOUR SABRE DEALER

[www.ForestRiverBuyLocal.com](http://www.ForestRiverBuyLocal.com)